



# Smiths HCV Mobile Operator Training Class

The Smiths HCV Mobile Operator Training Class teaches proper and effective use of the Smiths Heimann Cargo Vision Mobile (HCVM) Inspection System designed to scan trucks and containers. This course teaches the student to recognize all components and workstations of the HCV Mobile system. Each student will understand basic system operation and procedures. Using the simulator, the student will be able to sharpen their image interpretation skills and determine whether or not to designate items for further inspection.

## Key Features

- Individualized, self-paced instruction
- Customized remediation and testing
- Secure records management system
- Detailed training reports
- Practical exercises

## Key Benefits

- Cost Effective - Safe and cost effective way to simulate use of the system.
- Results Oriented - Custom simulation sessions focus on student needs to increase performance.
- Automated Remediation - Custom remedial training based on test performance.
- Efficient - Use the training anytime, anyplace and at the student's own pace.
- Reliable - Standardized training and accurate training data.
- Flexible - Modify the testing and images to meet local requirements.

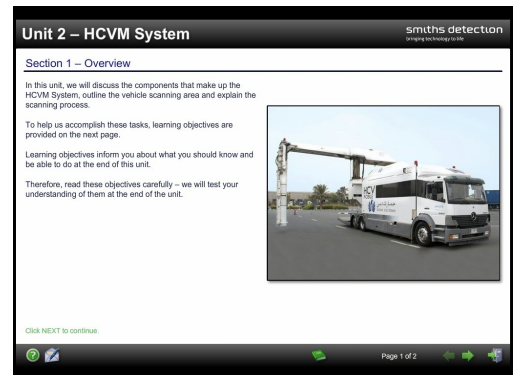
## Course Topics

**System Overview** – Teaches the student to recognize the components of the HCVM, work area zones, inspection process, and safety features.

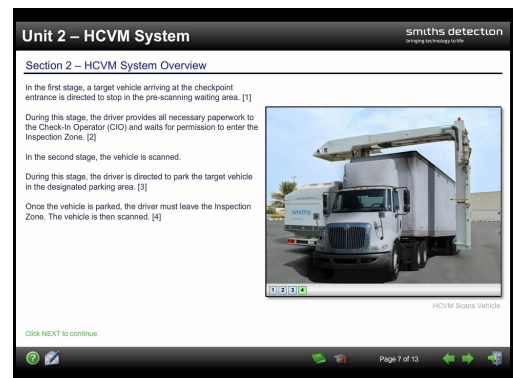
**System Operators** – The student will learn about the various operator roles and their importance.

**Working Environment** – The student will learn the proper procedures for starting the system, scanning, and shutting the system down.

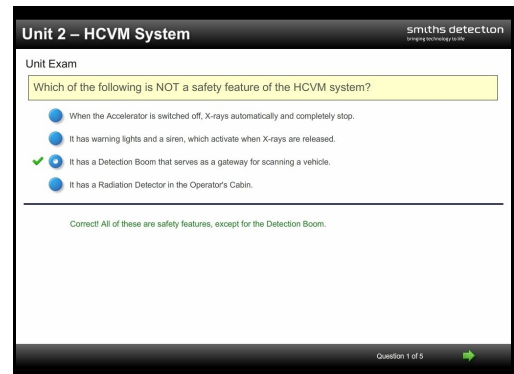
**Image Analysis** – Teaches the student about the Review Image Workstation (RIW). The student will understand components of the RIW user interface, learn how to use the image processing features, know the operating procedures, and be able to provide an accurate decision about scanned items.



Operator Course Screen



Operator Course Screen



Unit Exam



## Simulation

**X-ray Interpretation Practice** – Each student can practice their X-ray interpretation skills using an on-screen simulation of the system. The X-ray image library in the simulation contains both innocent and threat items. The industry specific image library will expose the student to a variety of threat items. The student will improve their skills by advancing through three levels of difficulty based on image complexity and orientation of the threat.

As each student works through practice sessions, a sophisticated algorithm monitors and tracks actions and decisions made for each image. Upon completion of a practice session, the algorithm determines if the student had difficulty correctly responding to any X-ray images. Based on the student's performance, subsequent practice sessions are tailored to meet the specific training needs of the student. This leads to more efficient and effective training, which results in higher detection rates and lower false alarm rates.

**Ongoing X-ray Interpretation Training** – The X-ray library contains a large number of threat items. The key to high hit rates and low false alarms rates is to have the skills to effectively recognize real threats. To do this, each student must develop knowledge of what a wide variety of threats look like under X-ray. The more different types of threats a student sees during training, the better prepared he will be to identify these threats in an operational setting. Trainers can also tailor training sessions to focus on specific threats of concern for their organization. The large image library of threats and the adaptive algorithm provide an effective way to continuously increase the detection skills of each student.



Simulation Course Screen

### Courseware Specifications

**Applications:**

Initial

**Delivery Options:**

CBT

**Estimated Seat Time:**

Operator Course: 2 Hours

Simulator Course: 2 Hours\*

**Image Libraries:**

Cargo

**Languages:**

Arabic, English

Note: Courseware availability is based upon selection from the above specifications.

\* Ongoing image interpretation practice is highly recommended to ensure screener proficiency.

Innovative Solutions. Superior Training. Accelerated Performance.

[www.safe-passage.com](http://www.safe-passage.com)

[info@safe-passage.com](mailto:info@safe-passage.com)

**Corporate Headquarters**

333 Metro Park  
Rochester, New York 14623  
UNITED STATES  
Tel: +1 585 292 4910  
Fax: +1 585 292 4911

**ATS - Aviation Training & Services**

Luiz Faccini, 416 - 2º floor -  
Guarulhos - SP - Brazil  
07110-000  
Tel: +55 11 2229-8938  
Cel: +55 11 96631-6965

